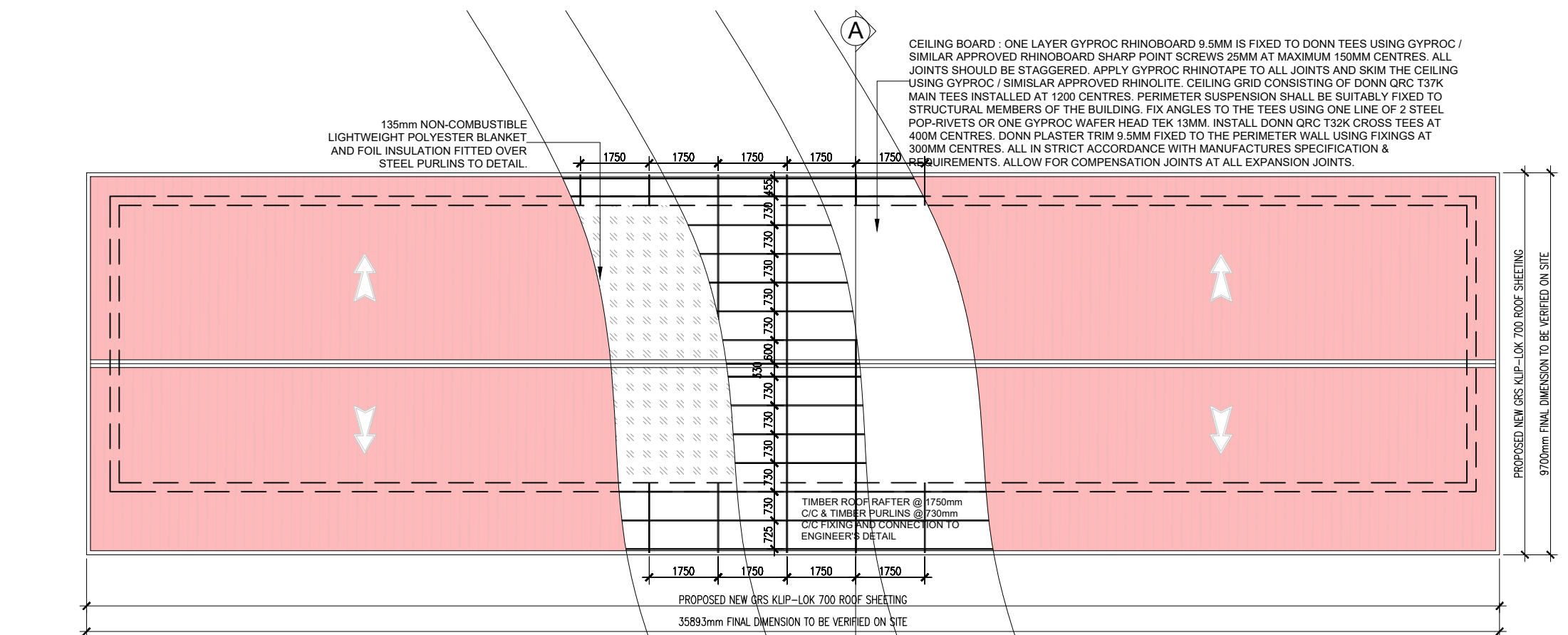


CL4 BUILDING - TYPICAL SECTION A-A

SCALE : 1: 50

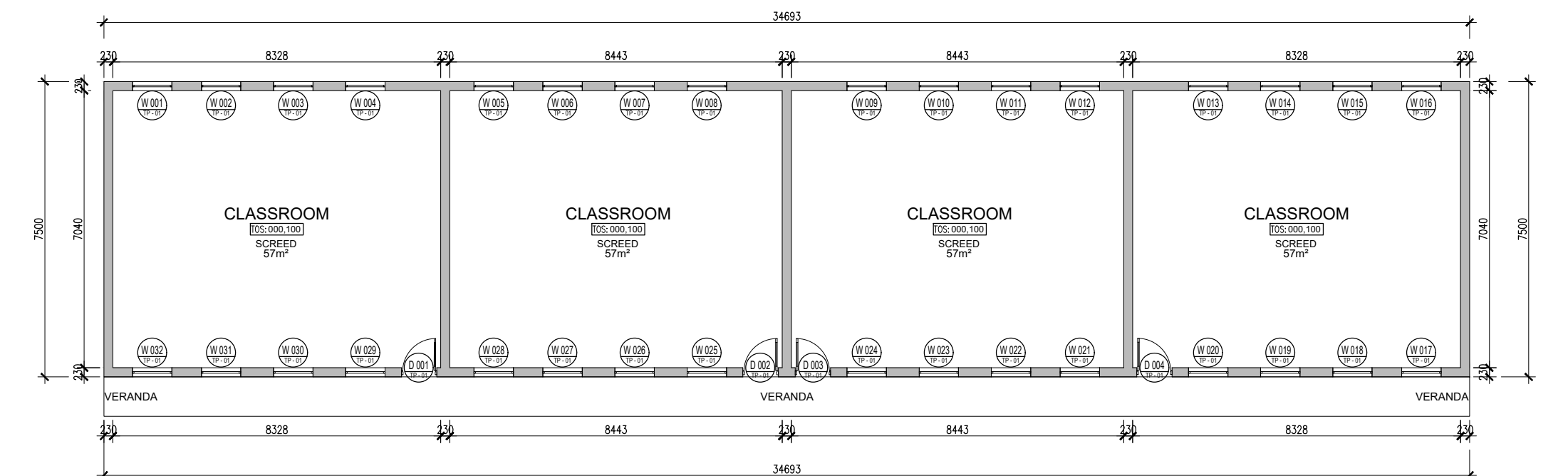
NOTES IN RESPECT OF S.A. STANDARD CODE OF PRACTICE FOR THE APPLICATION OF THE NATIONAL BUILDING REGULATIONS, SANS 10400



CL4 BUILDING - ROOF PLAN

SCALE : 1: 100

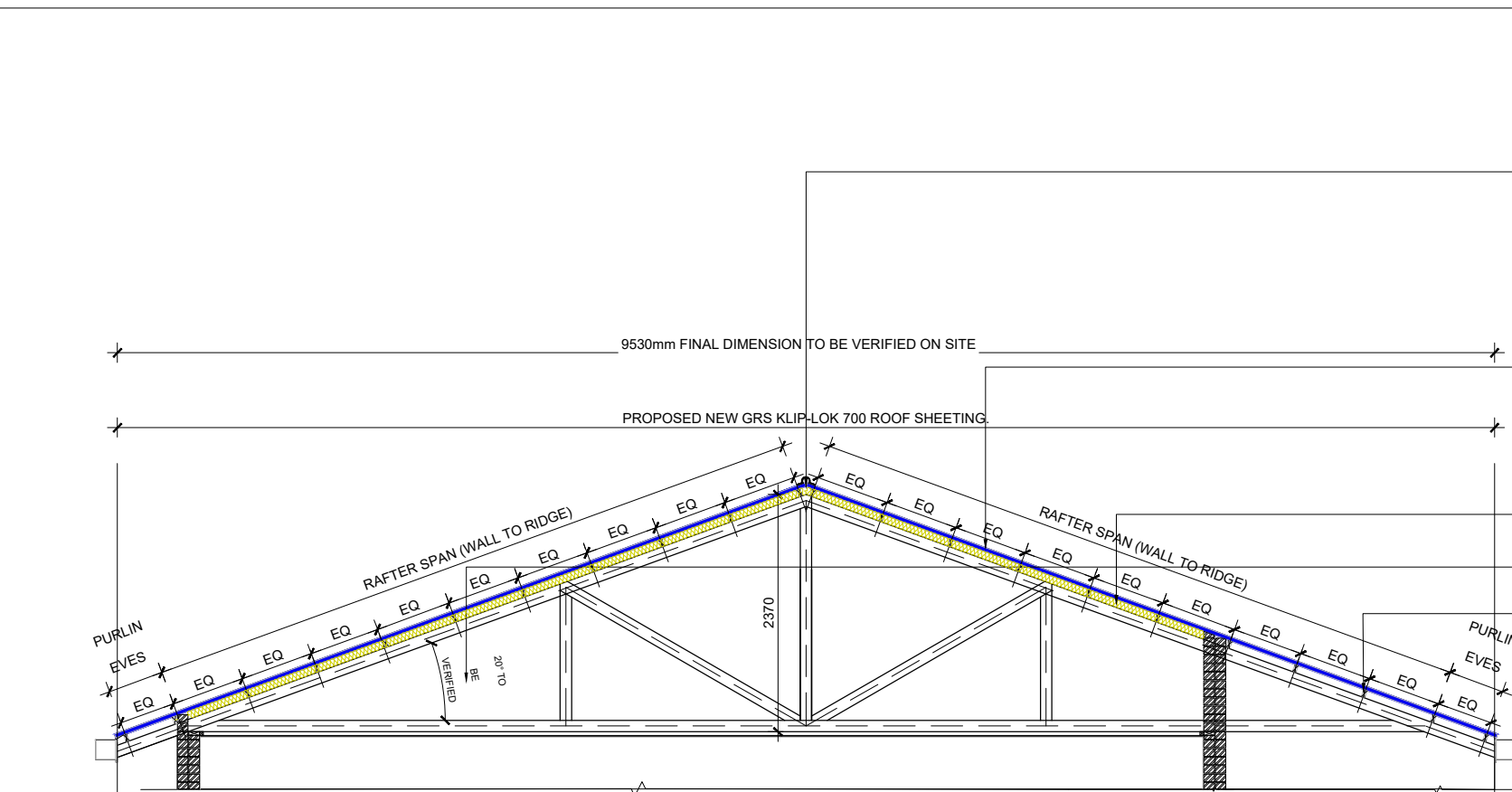
NOTES IN RESPECT OF S.A. STANDARD CODE OF PRACTICE FOR THE APPLICATION OF THE NATIONAL BUILDING REGULATIONS, SANS 10400



EXISTING CL4 - FLOOR PLAN

SCALE : 1: 100

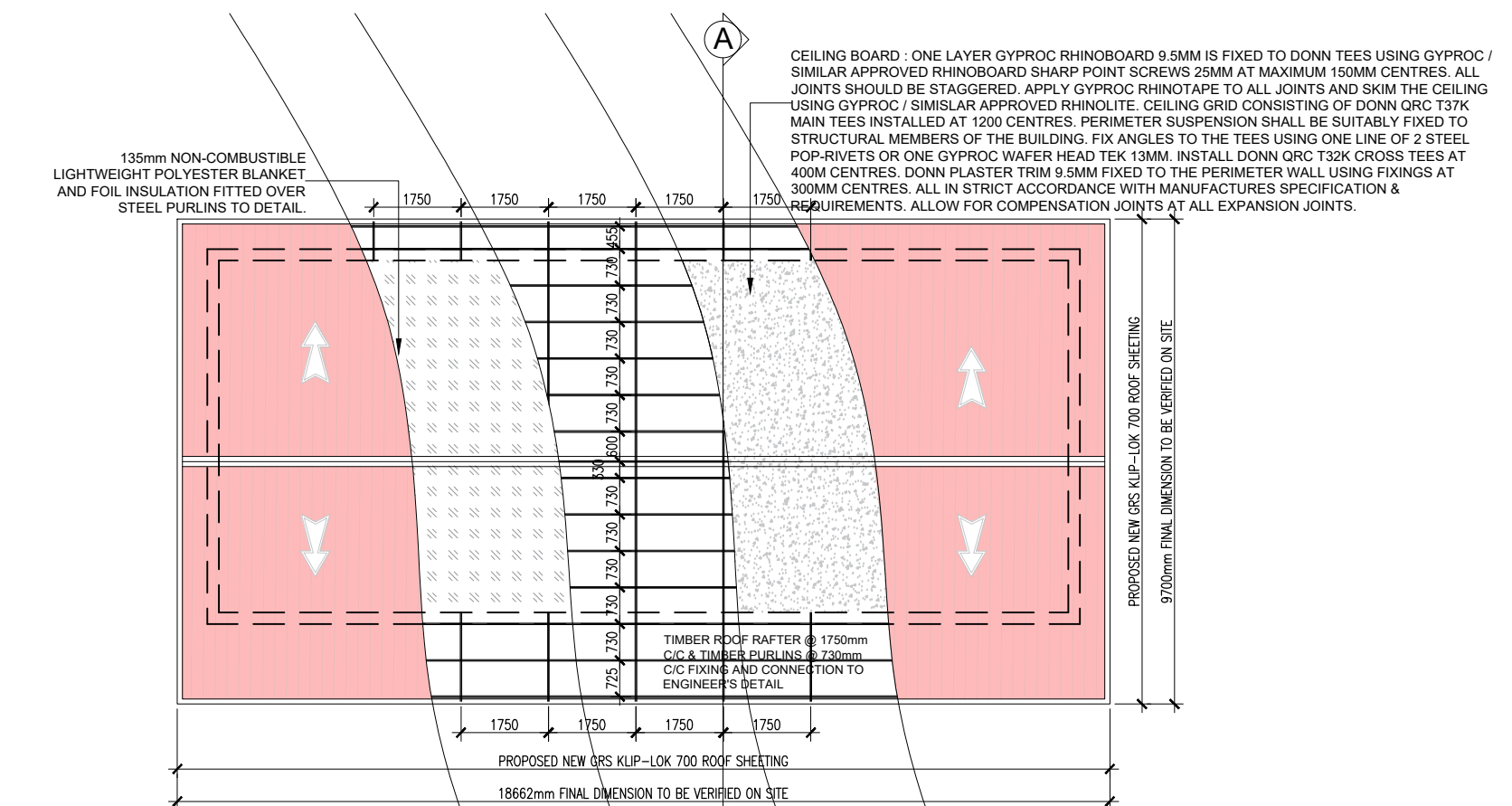
NOTES IN RESPECT OF S.A. STANDARD CODE OF PRACTICE FOR THE APPLICATION OF THE NATIONAL BUILDING REGULATIONS, SANS 10400



CL2 BUILDING - TYPICAL SECTION A-A

SCALE : 1: 50

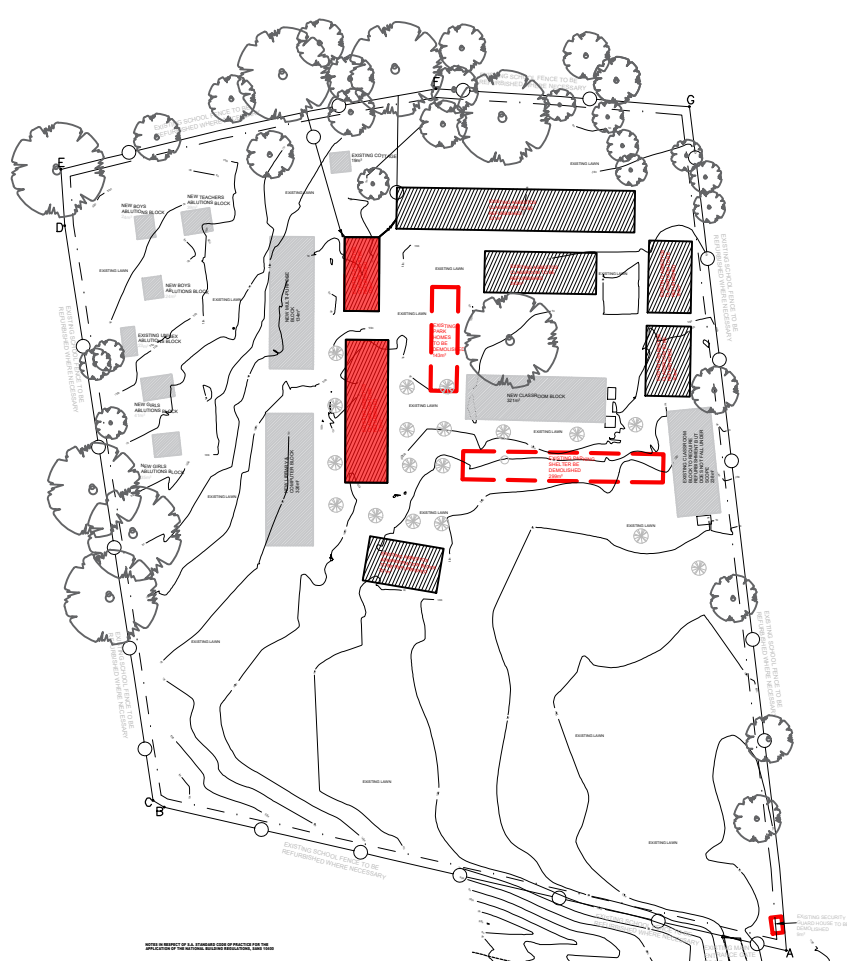
NOTES IN RESPECT OF S.A. STANDARD CODE OF PRACTICE FOR THE APPLICATION OF THE NATIONAL BUILDING REGULATIONS, SANS 10400



CL2 BUILDING - ROOF PLAN

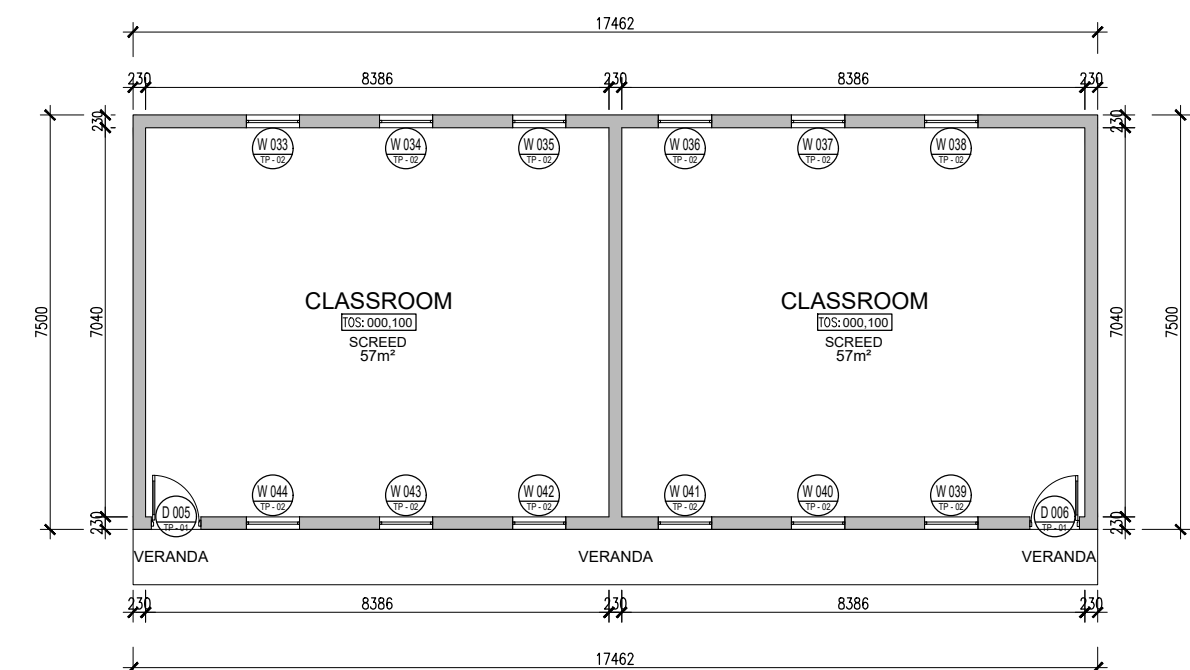
SCALE : 1: 100

NOTES IN RESPECT OF S.A. STANDARD CODE OF PRACTICE FOR THE APPLICATION OF THE NATIONAL BUILDING REGULATIONS, SANS 10400



SITE DEVELOPMENT PLAN

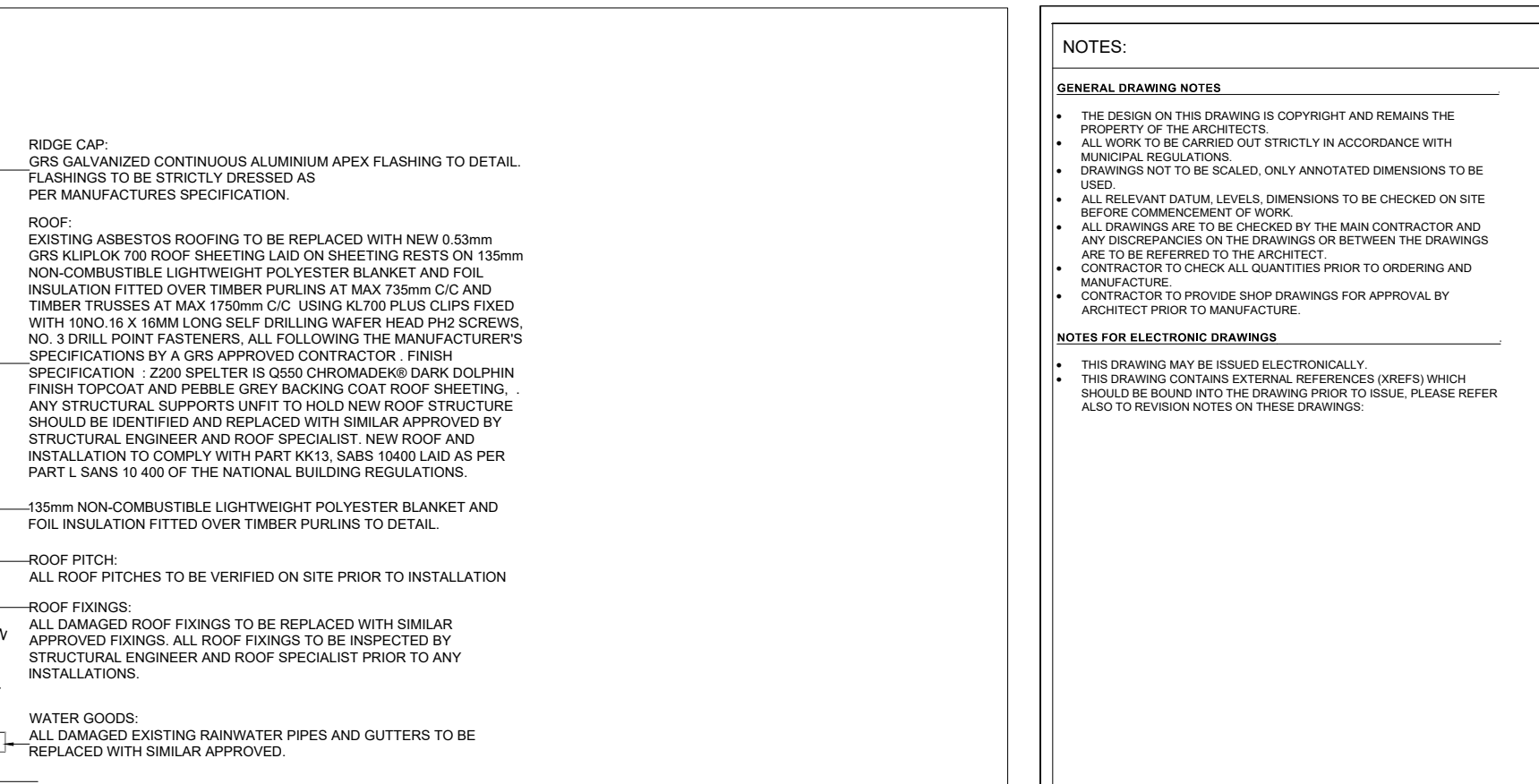
SCALE N.T.S



EXISTING CL2 - FLOOR PLAN

SCALE : 1: 100

NOTES IN RESPECT OF S.A. STANDARD CODE OF PRACTICE FOR THE APPLICATION OF THE NATIONAL BUILDING REGULATIONS, SANS 10400



E1 DEMOLITION OF ANY BUILDING

- 1) NO OWNER OF ANY SITE SHALL DEMOLISH OR CAUSE OR PERMIT TO BE DEMOLISHED ANY BUILDING WITHOUT THE PRIOR WRITTEN PERMISSION OF THE LOCAL AUTHORITY.
- 2) THE LOCAL AUTHORITY MAY, IN GRANTING SUCH PERMISSION, IMPOSE ANY CONDITION OR REQUIREMENT CONTEMPLATED IN SUBREGULATIONS F1(a) AND 5 AND REGULATION F2 FOR THE SAFETY, HEALTH AND CONVENIENCE OF THE PUBLIC, AND FOR THE SAFETY OF ANY OTHER BUILDING OR INSTALLATION WHICH IN ITS OPINION MAY BE AFFECTED BY SUCH DEMOLITION.
- 3) NO PERSON SHALL AT ANY TIME DURING THE COURSE OF OR AFTER THE DEMOLITION OF A BUILDING LEAVE IT IN A CONDITION DANGEROUS TO THE PUBLIC OR ANY ADJOINING PROPERTY.
- 4) WHERE A CONDITION CONTEMPLATED IN SUBREGULATION 3) ARISES THE LOCAL AUTHORITY MAY SERVE A NOTICE PERSON REQUIRING HIM TO MAKE THE SITE SAFE, AND IF HE FAILS SO TO DO, THE LOCAL AUTHORITY MAY ITSELF CARRY OUT THE NECESSARY WORK AND RECOVER THE COSTS THEREOF FROM SUCH PERSON.

E2 SAFEGUARDING OF BASEMENTS

WHERE ANY BUILDING IS DEMOLISHED TO THE LEVEL OF THE GROUND AND SUCH BUILDING CONTAINED A BASEMENT, THE OWNER OF SUCH BUILDING SHALL PROVIDE OR CAUSE TO BE PROVIDED SAFE LATERAL SUPPORT TO THE SIDES OF SUCH BASEMENT.

E3 PROHIBITION OF DANGEROUS METHODS

THE LOCAL AUTHORITY MAY PROHIBIT THE USE OF ANY METHOD TO BE APPLIED IN THE DEMOLITION OF ANY BUILDING WHERE IN ITS OPINION SUCH METHOD WILL CREATE OR CAUSE TO BE CREATED ANY DANGER TO ANY PERSON OR OTHER BUILDING OR PROPERTY, AND WHERE IT SO PROHIBITS IT SHALL, ON THE REQUEST OF THE OWNER OF SUCH BUILDING, GIVE ITS REASONS, IN WRITING, FOR SUCH PROHIBITION.

E4 GENERAL PENALTY

ANY PERSON WHO CONTRAVENES ANY REQUIREMENT OF THE REGULATIONS OF THIS PART OR FAILS TO COMPLY WITH ANY NOTICE, CONDITION OR ORDER ISSUED THEREUNDER, SHALL BE GUILTY OF AN OFFENCE.

DEMOLITION GENERAL NOTES :

- * ALL WALLS, SLABS AND SCREEDS TO BE MADE GOOD ADJACENT TO DEMOLITION.
- * REMOVED ALL DOORS, SECURITY GATES, TIMBER DOOR FRAMES AND FANLIGHTS.
- * REMOVE ALL YELLOW GLASS IN EXISTING FRAMES AND REPLACE WITH CLEAR SAFETY GLASS.
- * REMOVE ALL BURGLAR BARS AND BLINDS FROM WINDOWS.
- * REMOVE GLASS TO DOORS AND SIDE LIGHTS BELOW 2100MM AND REPLACE WITH CLEAR SAFETY GLASS.
- * REMOVE GLASS TO WINDOWS WITH A SILL HEIGHT BELOW 900MM AND REPLACE WITH CLEAR SAFETY GLASS.
- * ANY CRACKED OR DAMAGED GLASS IS TO BE REPLACED WITH GLASS TO MATCH EXISTING IF SAFETY GLAZING NOTES ABOVE DOES NOT APPLY.
- * REMOVE ALL CEILINGS AND LIGHT FITTINGS.
- * REMOVE ALL FLOOR VINYL WHERE INDICATED, FLOOR TILES, SKIRTINGS AND GRANO PERIMETER.
- * REMOVE ALL AIR CONDITIONING AND HEATING UNITS, (AS PER ENGINEER'S INSTRUCTIONS).

ALL QUANTITIES TO BE CHECKED ON SITE BY THE CONTRACTOR PRIOR TO PLACING ORDERS. ALL FITTINGS TO BE INSTALLED IN STRICT ACCORDANCE WITH MANUFACTURERS SPECIFICATIONS. THIS DRAWING TO BE READ IN CONJUNCTION WITH FITTING / FINISHES SCHEDULE AND ANY DISCREPANCIES FOUND TO BE REPORTED TO THE OFFICE OF THE ARCHITECT IMMEDIATELY AND PRIOR TO PLACING OF ORDERS / MANUFACTURE .

NOTES:			
GENERAL DRAWING NOTES			
<ul style="list-style-type: none">THE DESIGN ON THIS DRAWING IS COPYRIGHT AND REMAINS THE PROPERTY OF THE ARCHITECTS.ALL WORK TO BE CARRIED OUT STRICTLY IN ACCORDANCE WITH MUNICIPAL REGULATIONS.DRAWINGS NOT TO BE SCALED, ONLY ANNOTATED DIMENSIONS TO BE USED.ALL RELEVANT DATUM LEVELS, DIMENSIONS TO BE CHECKED ON SITE BEFORE COMMENCEMENT OF WORK.ALL DRAWINGS ARE TO BE CHECKED BY THE MAIN CONTRACTOR AND ANY DISCREPANCIES ON THE DRAWINGS OR BETWEEN THE DRAWINGS AND THE SITE TO BE REFERRED TO THE ARCHITECT.CONTRACTOR TO CHECK ALL QUANTITIES PRIOR TO ORDERING AND MANUFACTURE.CONTRACTOR TO PROVIDE SHOP DRAWINGS FOR APPROVAL BY ARCHITECT PRIOR TO MANUFACTURE.			
NOTES FOR ELECTRONIC DRAWINGS			
<ul style="list-style-type: none">THIS DRAWING MAY BE ISSUED ELECTRONICALLY.THIS DRAWING CONTAINS EXTERNAL REFERENCES (XREFS) WHICH SHOULD BE BOUND INTO THE DRAWING PRIOR TO ISSUE. PLEASE REFER ALSO TO REVISION NOTES ON THESE DRAWINGS.			
REFERENCE DRAWING			
NO.	DRAWING NUMBER	DESCRIPTION	
01	1013-023-0001	SITE DEVELOPMENT PLAN	
02	1013-023-0101	2x CL2 FLOOR PLANS & ROOF PLANS	
03	1013-023-0102	CL3 & ADMIN FLOOR PLAN & ROOF PLANS	
04	1013-023-0103	CL4 & HALL FLOOR PLANS & ROOF PLANS	
05	1013-023-0104	GUARD HOUSE ROOF PLAN	
REVISION			
NO.	DATE	REVISION	REV. BY
00	15/09/2012	FOR TENDER	M. BHENGU
01	15/09/2012	FOR TENDER	M. BHENGU
02	15/09/2012	FOR TENDER	M. BHENGU
03	15/09/2012	FOR TENDER	M. BHENGU
04	15/09/2012	FOR TENDER	M. BHENGU
05	15/09/2012	FOR TENDER	M. BHENGU
06	15/09/2012	FOR TENDER	M. BHENGU
07	15/09/2012	FOR TENDER	M. BHENGU
08	15/09/2012	FOR TENDER	M. BHENGU
09	15/09/2012	FOR TENDER	M. BHENGU
10	15/09/2012	FOR TENDER	M. BHENGU
SIGPRO SIGNATURES			
	NAME	SIGNATURE	DATE
DESIGNED	M. BHENGU		23/09/2019
APPROVED	M. BHENGU		15/09/2012
APPROVED			
APPROVED	S. SHADI		23/09/2019
CLIENT DEPARTMENT SIGNATURES			
FACILITY STAMP			
FACILITY MANAGER			
INFRASTRUCTURE MANAGER			
GENERAL MANAGER			
Checked by Professional Consultant			
Name			
Signature			
Date			
SIGPRO			
ENGINEERING AND PROJECT MANAGEMENT			
NORTHERN REGION			
Project			
KZN DOE INFRASTRUCTURE DEVELOPMENT AND MAINTENANCE PROGRAMME			
Drawing Description			
MATAMZANE DUBE SECONDARY SCHOOL - CL4 & CL2 FLOOR PLANS & ROOF PLANS			
Drawn: SIGPRO			
Date: 13/06/2019			
Scale:			
AS SHOWN			
Consultant Drawing Number			
1013-023-0100-REV 0			
DBSA Drawing number			
500124283			
Stamped by Plans Approval Committee			